


高速喷墨绘图仪

High-Speed Inkjet Plotter



应用领域

服装服饰行业、软体家具、汽车内饰、玩具等领域的唛架打印。

Application

Marker printing for the apparel industry, upholstered furniture, automotive interiors, toys and other fields.

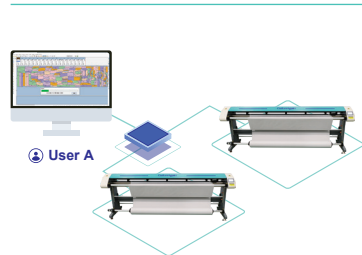
性能特点

- 自动送纸，标配前送纸/后送纸，可选配双上纸机构。
- 自动收纸，可提供纸张自动卷纸或垂落两种方式，满足客户不同需求。
- 高精度伺服电机，确保打印速度快，精度高，线条顺畅。
- 自主研发控制系统，确保整机长时间高精度运行。
- 自主研发喷墨系统搭配HP45墨盒，供墨输出稳定，打印线条清晰。
- 高清触摸屏人机界面友好交互。
- 开放物联采集数据端口，助力企业数字化升级。
- 兼容主流CAD输出的文件格式。

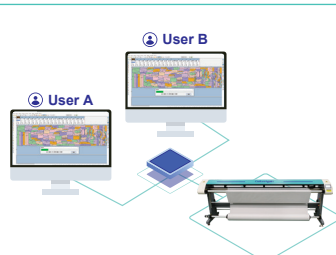
Features

- Automatic paper feeding with front and rear feeding as standard; double paper feeding mechanism available as an option.
- Automatic paper rewinding with two optional modes: automatic paper rolling or hanging down, meeting diverse customer needs.
- High-precision servo motors ensure fast printing speed, high accuracy and smooth printed lines.
- Independently developed control system for long-term high-precision operation of the machine.
- Independently developed inkjet system paired with HP45 ink cartridges, delivering stable ink output and sharp printed lines.
- HD touch screen for user-friendly human-machine interaction.
- Open IoT data acquisition port to facilitate the digital upgrading of enterprises.
- Compatible with file formats output by mainstream CAD software.

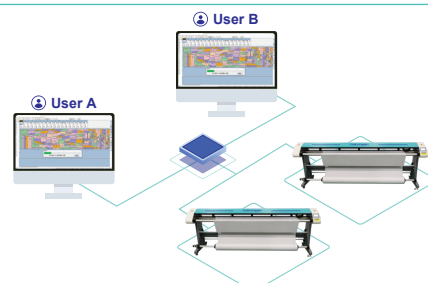
灵活多种的连接方式 Flexible and versatile connectivity options



多台绘图仪可链接一台电脑
Multiple plotters can be linked to one computer.



一台绘图仪可链接多台电脑
One plotter can be linked to multiple computers.



多台绘图仪可链接多台电脑
Multiple plotters can be linked to multiple computers.

高速喷墨绘图仪 High-Speed Inkjet Plotter

常规型号 Models

产品型号 Models	系列 Series	墨盒数量 Cartridge No.	最大绘制宽度 Plotting Width ≤	最大进纸宽度 Paper Width ≤	整机尺寸(L×W×H) Machine size
GOA-SP-1-2	ID(1600)	2	1650mm	1800mm	2440×590×1016mm
		4			
GOA-SP-1-2	ID(1800)	2	1850mm	2000mm	2640×590×1016mm
		4			
GOA-SP-1-2	ID(2000)	2	2050mm	2200mm	2840×590×1016mm
		4			
GOA-SP-1-2	ID(2200)	2	2250mm	2400mm	3040×590×1016mm
		4			

主要参数 Parameters

墨盒数: No. of Cartridge:	2/4	墨盒型号: Cartridge Type:	HP45	喷墨分辨率: Inkjet Resolution:	600 DPI	数据分辨率: Data Resolution:	1/40mm 1/1000inch
上纸重量: Paper Weight:	≤35kg	文件格式: File Format:	PLT/HPGL/RPGL	电机类型: Motor Type:	伺服 Servo Motor	整机功率: Total Power:	0.4kW
硬件接口: Hardware Interface:	网络RJ45 Network Cable RJ45		电源: Power Supply:		AC220V/110V±10% 50/60Hz		
最高喷绘速度: 110m ² /h(双喷) ; 200m ² /h(四喷) Suggest Working Speed: 110m ² /h(Two Cartridges);200m ² /h(Four Cartridges)				兼容软件: 兼容市面上绝大多数服装CAD Compatible Software: Compatible with Most Garment CAD			
纸张克重: 40-120g (实际克重需参考纸张材质) Paper Weight: 40-120g(The actual weight must refer to the paper material)				送纸系统: 自动送纸 Paper Feeding System: Auto-Feeding Paper			

设备摆放示意图 Equipment Layout Diagram



注/Re: 1800机型 —— 整机尺寸——1800Model-Machine size:
2640mm×590mm×1016mm(L×W×H)



天津再登高智能制造有限公司

地址: 天津宝坻经济开发区天宝南环路3号B楼-2号
 邮箱: sales@raiseagaintech.com
 网址: www.raiseagaintech.cn

400-166-8581

Tianjin RaiseAgain SM Co., Ltd.

Address: No.2,Block B-3, Tianbao Nanhuan Road, Baodi Economic Development Area, Tianjin, China. **0086-22-6035 9933**
 Email: sales@raiseagaintech.com www.raiseagaintech.com